

# San Diego State University Wireless Connection Instructions

## Preparation

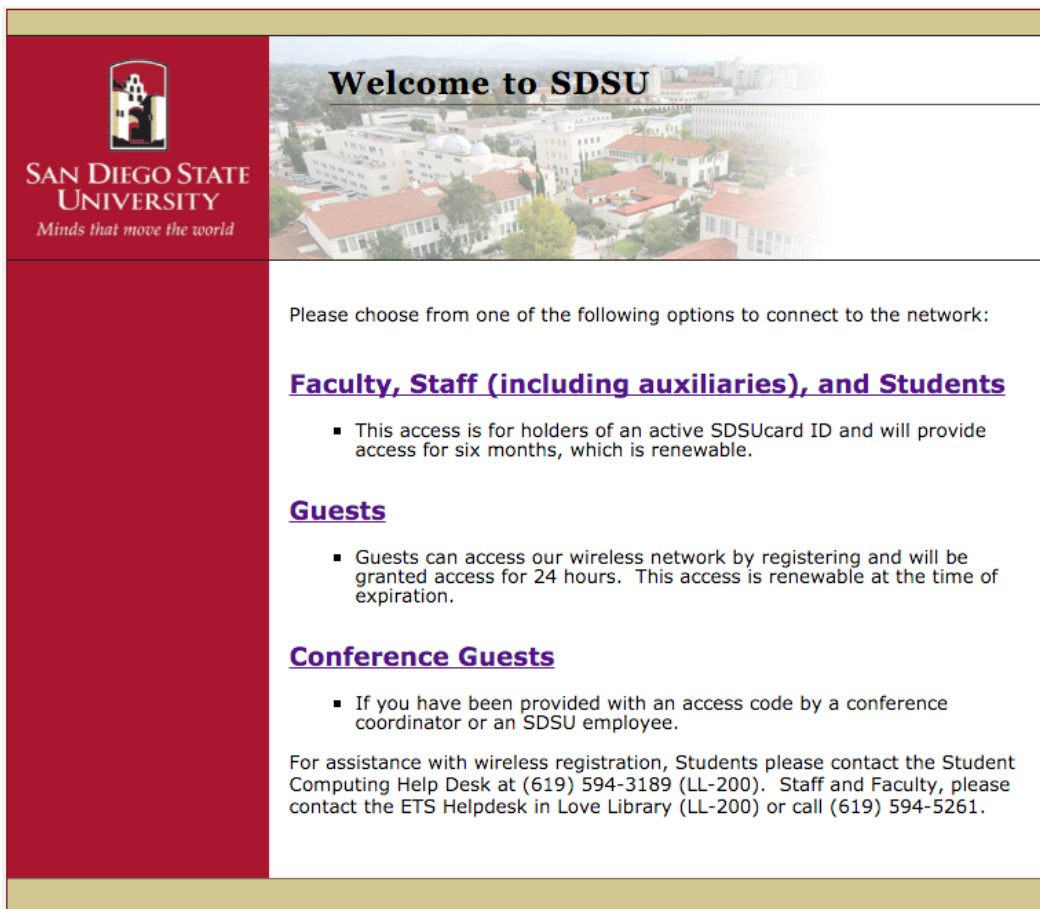
To allow for a successful wireless connection, please verify that the following steps are completed before connecting:


- Ensure that the wireless card in your computer is installed and active. Some devices have physical or software switches to disable/enable the wireless card.
- Ensure that your computer is configured to receive an IP address, subnet mask, default gateway, and DNS servers via DHCP (Dynamic Host Configuration Protocol). Most devices are setup to use DHCP by default and these default settings will not have to be modified.

## Initial Connection

To connect to SDSU's wireless network, find and connect to the "SDSU\_Wireless" Wi-Fi network. This network is available in all campus buildings and in many outdoor locations.

Open a web browser and connect to a website. The website must not require SSL / HTTPS to connect. <http://www.sdsu.edu> works well. You will be redirected to the SDSU wireless login page. Choose the appropriate option based on your University affiliation.



  
**SAN DIEGO STATE UNIVERSITY**  
*Minds that move the world*

## Welcome to SDSU

Please choose from one of the following options to connect to the network:

**Faculty, Staff (including auxiliaries), and Students**

- This access is for holders of an active SDSUcard ID and will provide access for six months, which is renewable.

**Guests**

- Guests can access our wireless network by registering and will be granted access for 24 hours. This access is renewable at the time of expiration.


**Conference Guests**

- If you have been provided with an access code by a conference coordinator or an SDSU employee.


For assistance with wireless registration, Students please contact the Student Computing Help Desk at (619) 594-3189 (LL-200). Staff and Faculty, please contact the ETS Helpdesk in Love Library (LL-200) or call (619) 594-5261.

## Faculty, Staff, and Students

Faculty, Staff, and Student Wi-Fi users are required to enter their RedID and last name to connect. For the purposes of your login, please remove any spaces if they exist in the last name. Users must acknowledge acceptance of the SDSU Acceptable Use Policy at the bottom of the page and click “Log In”.



**SAN DIEGO STATE UNIVERSITY**  
*Minds that move the world*



# SDSU Wireless Registration

## SDSU Faculty, Staff, and Student Login

RedID

Last Name\*

**Terms:**

Access to SDSU's computing and network services is governed by SDSU's Computing Acceptable Use and Network Access Acceptable Use Policies. Users must accept and comply with these policies.

Non-compliance, including copyright infringement, will result in termination of access. Users will be charged \$150 to restore access. Additional violations will result in loss of access.

To see the entire Acceptable Use Policy, please visit:  
<http://security.sdsu.edu/policy/network-access-aup.html>

**Support:**

For assistance with wireless registration, Students please contact the Student Computing Help Desk at (619) 594-3189 (LL-200). Staff and Faculty please contact the ETS Helpdesk in Love Library (LL-200) or call (619) 594-5261.

I Accept

\* If you have a multi-part last name please omit all spaces when entering it.  
E.g. De Lorana --> DeLorana

## SDSU Guests

SDSU offers Wi-Fi access to all campus guests subject to the Acceptable Use Policy. To use the Guest login option, enter your full first and last name, cell phone number (must be able to receive text / SMS messages), cell phone carrier, and e-mail address. Confirm acceptance of the SDSU Acceptable Use Policy and click Register. You will be sent a username and pass code via text message. On the next screen please enter the username and passcode combo that was sent to you and click "Log In".

Access to the guest network is granted for 24 hours and can be renewed upon expiration by following the same process.



**SAN DIEGO STATE UNIVERSITY**  
*Minds that move the world*

## SDSU Wireless Guest Registration

Please complete the form below to gain access to the wireless network. Your username and password will be sent as an SMS (text) message to the phone number you provide. SDSU guest wireless access is valid for 24 hours. After 24 hours you will be prompted to reregister.

Visitor Registration	
* Your Name:	<input type="text"/>  Please enter your full name.
* Phone Number:	<input type="text"/> Please enter your cell phone number.
* Mobile Carrier:	<input type="text"/>  Please select your cellular service provider.
* Email Address:	<input type="text"/> Please enter your email address. This will become your username to log into the network.
Terms of Use	Access to SDSU's computing and network services is governed by SDSU's Computing Acceptable Use and Network Access Acceptable Use Policies. Users must accept and comply with these policies.  Non-compliance, including copyright infringement, will result in termination of access. Guest access violations will result in permanent loss of network access.
* Confirm:	<input type="checkbox"/> I accept the <a href="#">terms of use</a>
	

\* required field

## Conference Guests

University conference / event attendees in some cases are given a username / password combination that is unique to the conference. These conference specific logins are not issued for every campus event and the standard guest option is available as an alternative.

To login as a conference guest, enter the username and password that was provided and affirm acceptance of the SDSU Acceptable Use Policy. Click "Log In" to join the network. Conference guest access is typically granted for the duration of the conference and expires after the event has ended.



**SAN DIEGO STATE UNIVERSITY**  
*Minds that move the world*

## SDSU Conference Guest

### Conference Wi-Fi

Please enter your conference username and password:

Username

Password

**Terms:**

Access to SDSU's computing and network services is governed by SDSU's Computing Acceptable Use and Network Access Acceptable Use Policies. Users must accept and comply with these policies.

Non-compliance, including copyright infringement, will result in termination of access. Guest access violations will result in permanent loss of network access.

To see the entire Acceptable Use Policy, please visit:  
<http://security.sdsu.edu/policy/network-access-aup.html>

I Accept

## Contact and Support Information

- Faculty and staff should direct questions about Wi-Fi to the ETS Help Desk by e-mailing [etshelpdesk@mail.sdsu.edu](mailto:etshelpdesk@mail.sdsu.edu) or calling 619-594-5261. The ETS Help Desk is located in the Love Library on the ground floor. Please visit <http://helpdesk.sdsu.edu> for more info.
- Students should direct questions about Wi-Fi to the Student Computing Center located in the Love Library. Contact information is available at <http://scc.sdsu.edu>.
- Student living on campus can contact the SDSU Rezcons. Contact information is available at <http://rezcons.sdsu.edu>.
- Guest and conference guest Wi-Fi access is provided on an as-is basis. SDSU staff members are not able to troubleshoot guest or conference attendee connections or computers.